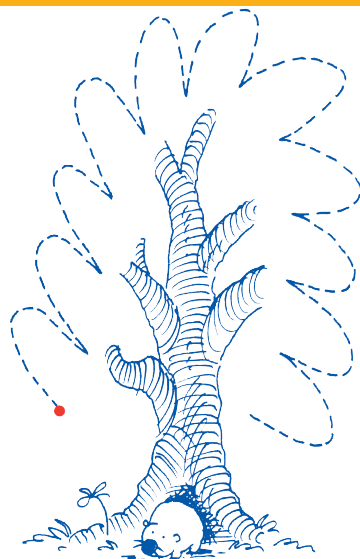


ABOUT THE AUTHORS AND ILLUSTRATOR

Jane Pinsker has taught extensively in both private and public schools in outback Queensland as well as in Sydney and London. She has taught children from preschool to Year 6, with her passion being the early years.

Jo Ryan has over twenty years experience teaching children from Prep to Year Six in a number of private schools in Melbourne and Hong Kong. Her educational interests include providing for individual differences and developing thinking skills.

Stephen Michael King is a well-known children's illustrator and writer. Five of the books he has illustrated have been shortlisted for Children's Book Council of Australia awards. He has been published in 13 languages.



Each Targeting Handwriting Student Book features a colourful back cover reference guide.

ORDER FORM

VIC TARGETING HANDWRITING

VIC TARGETING HANDWRITING STUDENT BOOKS			RRP	QTY
9781742152813	Preschool	Targeting Handwriting Preschool Student Book	\$10.95	
9781741250879	Prep	VIC Targeting Handwriting Student Book	\$16.95	
9781741250886	Year 1	VIC Targeting Handwriting Student Book	\$16.95	
9781741250893	Year 2	VIC Targeting Handwriting Student Book	\$16.95	
9781741250909	Year 3	VIC Targeting Handwriting Student Book	\$16.95	
9781741250916	Year 4	VIC Targeting Handwriting Student Book	\$16.95	
9781741250923	Year 5	VIC Targeting Handwriting Student Book	\$16.95	
9781741250930	Year 6	VIC Targeting Handwriting Student Book	\$16.95	
VIC TARGETING HANDWRITING TEACHER RESOURCE BOOKS				
9781741250947	Prep	VIC Targeting Handwriting Teacher Resource Book	\$44.95	
9781741250954	Year 1	VIC Targeting Handwriting Teacher Resource Book	\$44.95	
9781741250961	Year 2	VIC Targeting Handwriting Teacher Resource Book	\$44.95	
9781741250978	Year 3–6	VIC Targeting Handwriting Teacher Resource Book	\$44.95	

NAME ORDER NO.

SCHOOL NAME

ADDRESS

POSTCODE

TELEPHONE FAX EMAIL

Your local bookseller/representative is:

PED083





You are missing out on the fun if you are not using

Victorian Modern Cursive


TARGETING HANDWRITING

By Jane Pinsker, Jo Ryan, Tricia Dearborn and Stephen Michael King

Years
P to 6




The best-selling handwriting series that students enjoy using!





VICTORIAN TARGETING HANDWRITING



PAGE 55 – Prep Student Book

By Jane Pinsker, Jo Ryan, Tricia Dearborn and Stephen Michael King

Targeting Handwriting is the best-selling handwriting program for Years Prep–6. There are student books and three accompanying teacher resource books. **Targeting Handwriting** gives you everything you need to achieve successful handwriting outcomes. **The series:**

- introduces each new skill sequentially
- is very clearly structured, with a useful and sensible sequence
- gives space, wherever possible, for students to copy words underneath models, so left-handers aren't disadvantaged
- gives instruction for capitals for left-handers
- provides assessment pages to help teachers assess specific handwriting skills, plus many opportunities for student self-assessment
- includes a troubleshooting chart to help you identify and remedy handwriting difficulties.
- direct links to the Vic CSF II learning outcomes and indicators.



TEACHER RESOURCE BOOKS Years Prep–6

What makes this series different from all the others?
The Teacher Resource Books!

The Targeting Handwriting series is the only handwriting program that supports teachers with a resource book for each year in Lower Primary — Prep, Year 1 and Year 2. Years 3–6 are combined into one teacher resource book. The books provide information regarding stages of development and common problems relevant to the age group. **Features include:**

- information on the mechanics of writing, e.g. posture, pencil grip and paper position
- templates of fun props to make for demonstrating handwriting patterns
- over 100 worksheets for extra practice of each letter.



USING COMPUTERS

Each Teacher Resource Book also contains a bonus **Using Computers** section, fully linked to the Writing Outcomes. This section features task cards for students, keyboard and posture diagrams, and easy-to-use computer skills teaching notes.



FINE MOTOR SKILLS PROGRAM: WEEK 4

Day One	Day Two	Day Three	Day Four
<ol style="list-style-type: none">1. Have students roll a marble with thumb and index finger along a variety of tracks drawn on card strips.2. Have students clip pegs around the top of an ice-cream container, using thumb and index finger. Ask them to try it with both hands.3. Have students use plastic tweezers to pick up chick peas from a container and share equally between first two, then three, then four egg carton cups. (Start with 12 chick peas.)4. Ask students to use thumb and index fingers only to 'flick' a variety of object, eg felt-tip pens, pencils, pegs, counters, into an ice-cream container. (Spread students out well to keep them from flicking objects into each other.)	<ol style="list-style-type: none">1. Make some base board race tracks out of cardboard. Cover with contact paper or laminate. Have students drive toy cars along the tracks.2. Provide a collection of regular and irregular cardboard shapes. Ask students to use thumb tacks to secure the shapes onto styrofoam boards to make pictures. (The lids of broccoli boxes work well.)3. Sewing cards — either commercially made or made from thick card.4. Have students 'post' blocks into ice-cream containers through shaped holes cut into the lids.	<p>Name practice activities:</p> <ol style="list-style-type: none">1. Playdough names. Provide students with a name card showing starting points and directional arrows. Have them make the letters in their name using playdough, on a work mat.2. Rainbow names. Provide students with a name card they can use to trace their name using five different coloured crayons. Include arrows showing directions and a starting point on each letter.3. Practise writing names using chalk and little blackboards. Provide name cards for reference.4. 'Magic window' names. Place a piece of acetate (overhead projector transparency sheet) over each student's name card. Ask students to trace their name with a whiteboard pen, clean off with a tissue, and then repeat several times.	<ol style="list-style-type: none">1. Provide students with ice-cream lids with slits cut in them and card strips for weaving.2. Have students fold and cut paper towels to make doilies, and dip corners into dyes to decorate.3. Attach three pieces of very thick wool or ribbon to card or a chair leg. Have students try to plait the strings.4. Have students concertina-fold coloured paper to make fans.

The Prep Teacher Resource Book has an 8 week day-by-day Fine Motor Skills program.

STUDENT BOOKS Years Prep–6

PREP STUDENT BOOK

These fun books have well-designed pages for the beginning writer, plus:

- pre-writing patterning exercises to help practise the basic movements in letter formation and assist fine motor skills
- each letter has two pages of tracing and tracking exercises. A seahorse character shows positioning of letters within lines
- the letters are also cleverly featured within illustrations as a memory aid for students.

YEAR 1 STUDENT BOOK

Continues to give students two pages of tracing, tracking and independent writing exercises for each letter, plus:

- lower- and upper-case letters
- instructions for capitals for left-handers
- punctuation
- numerals 1-10
- simple sentences.



YEAR 2 STUDENT BOOK

Contains all the features of Prep and Year 1 plus:

- tracing and copying sentences and words commonly found in Year 2 spelling lists
- numerals
- number words and punctuation integrated into sentences
- more emphasis on practice.

YEAR 3 STUDENT BOOK

Focus is on teaching the basic joins. Includes:

- diagonal, horizontal and touch joins
- joining to ascenders
- letters that don't join
- tracking exercises to introduce joins.

YEAR 4 STUDENT BOOK

Consolidates joining skills, plus:

- speed loops
- printing for labelling
- students begin to assess their own letter size and spacing, spacing between words, and slope.

YEAR 5 STUDENT BOOK

Focuses on fluency and legibility and includes:

- sections on speed loops
- teaching pages featuring two sets of copying lines for reinforcement
- practical techniques to help students check their letter spacing, word spacing and slope
- practice of common letter clusters and high frequency words
- a presentation skills section with material on flourished capitals, headings and borders.

YEAR 6 STUDENT BOOK

Focuses on developing students' own styles, while emphasising fluency and legibility. Includes:

- 'mature' real-world applications, e.g. developing a signature and tips for notetaking
- teaching pages with two sets of copying lines, for reinforcement and extra practice
- a section on calligraphy.

STUDENT BOOKS

VIC Targeting Student Books Kindergarten / Year 6

