

# *Excel*

## Basic Skills

KINDERGARTEN/  
FOUNDATION

**K/F**

Ages

**5-6**

# English

**Free-to-download sample pages with answers**



PASCAL  
PRESS

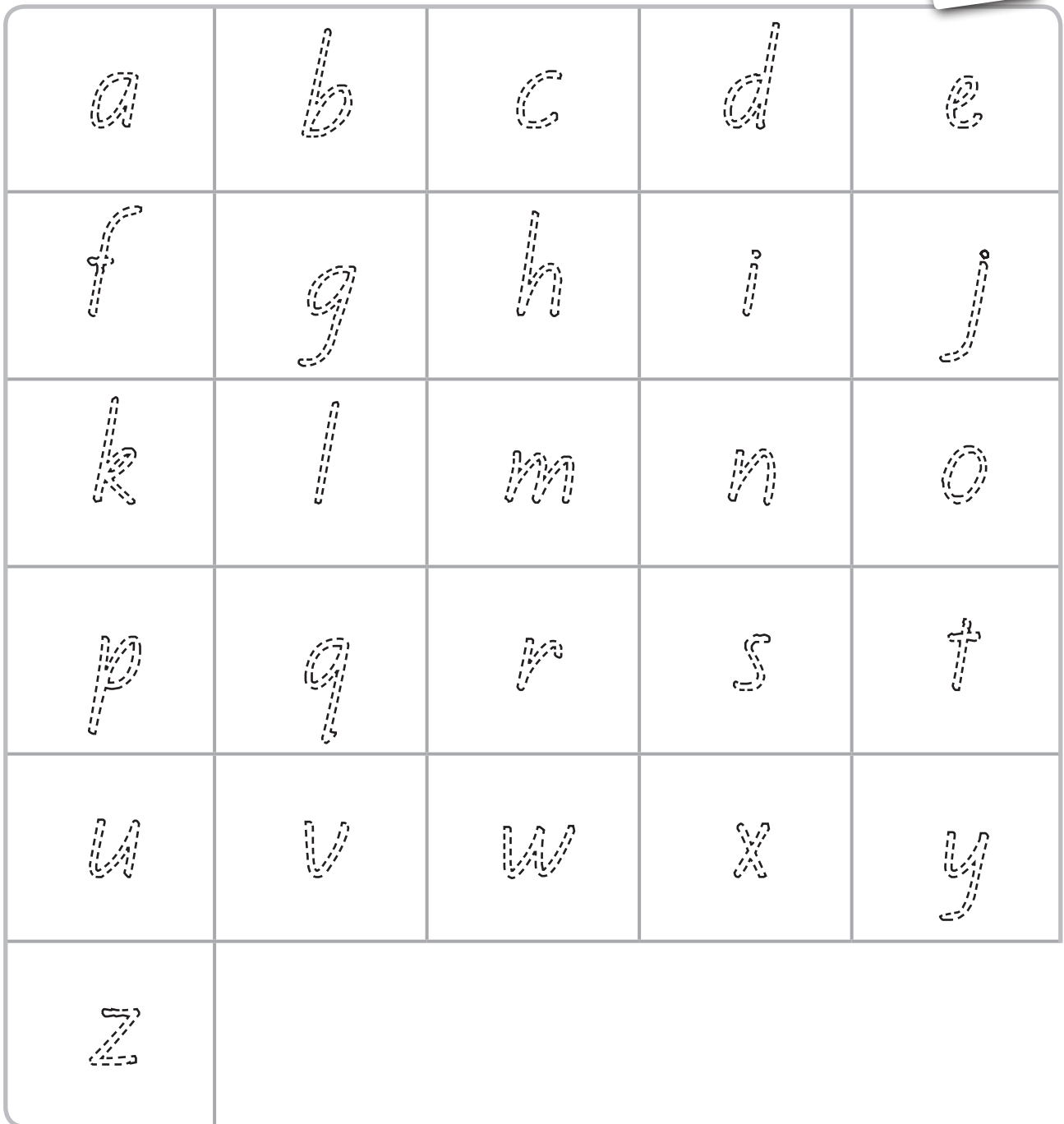
**Get the Results You Want!**

**Tanya Dalglish**

## The alphabet

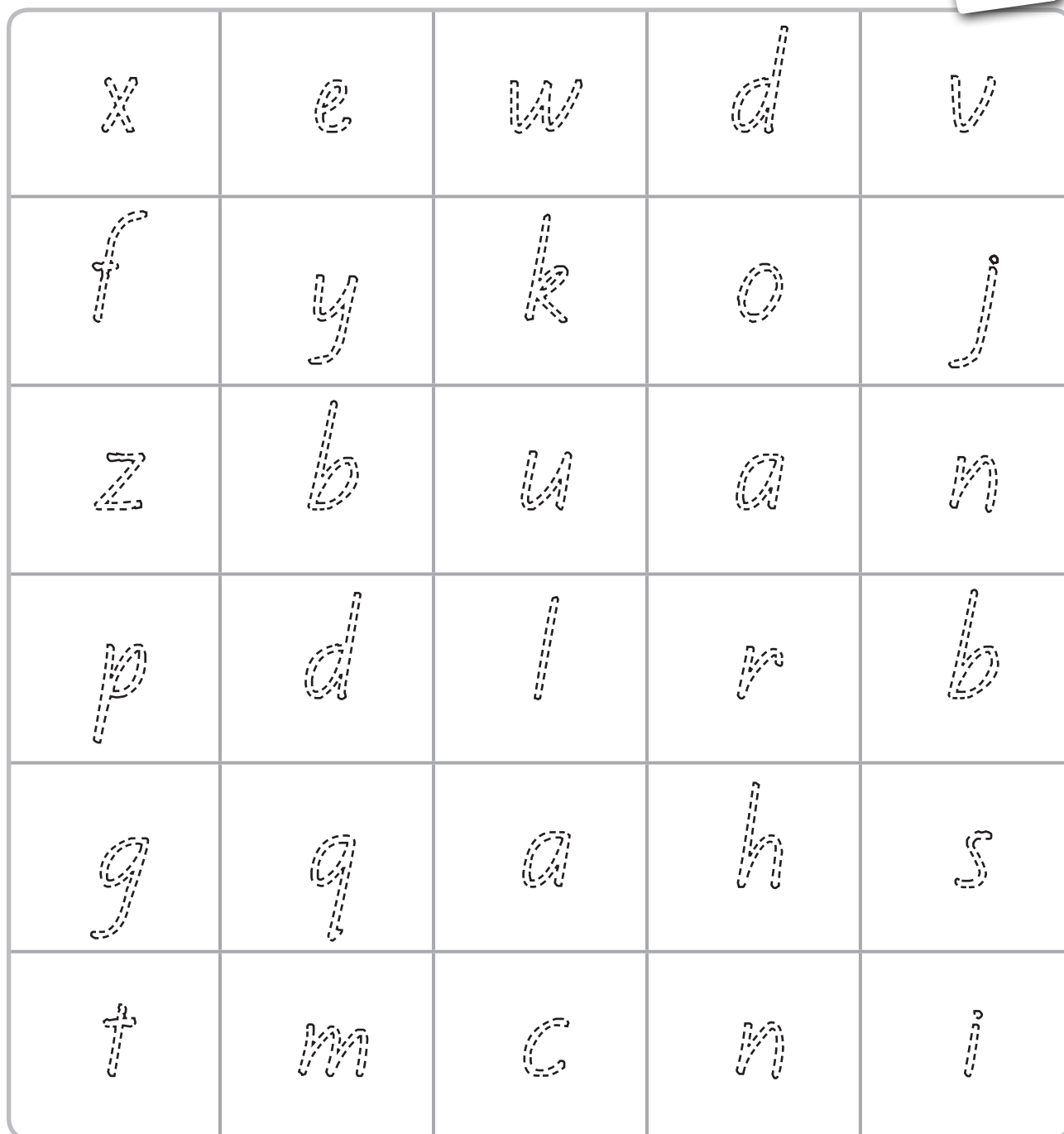
a	b	c	d	e
f	g	h	i	j
k	l	m	n	o
p	q	r	s	t
u	v	w	x	y
z				

- 1 Point to the letters and say the letter names.
- 2 Trace the letters.
- 3 Colour the boxes of letters you can name.
- 4 How many letters can you name? .....



- Trace the letters. Colour the letters in your first name.
- Write your first name. ....
- How many letters are in your name? .....
- Say your name. How many sounds can you hear? .....

## Lower-case letters



- 1 Trace the letters.
- 2 Point to the letters and say the letter names.
- 3 Colour the letters that are written twice.

Copy the letters on the lines below.

a c d e f o

g q s x y z

b h k m n r p

i j l t u v w

## Lower-case letters

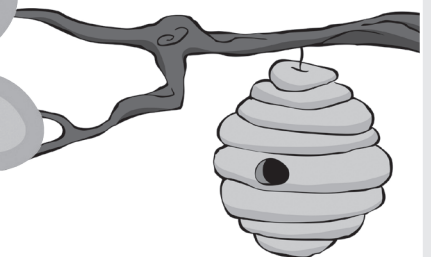















A	B	C	D	E
F	G	H	I	J
K	L	M	N	O
P	Q	R	S	T
U	V	W	X	Y
Z				

- 1 Write the lower-case letters to match the upper-case letters shown in each box.
- 2 Write your full name.

.....

.....

Colour the lower-case letters. Link the lower-case letters to help the bee get back to its hive.



## Upper-case (capital) letters

a	b	c	d	e
f	g	h	i	j
k	l	m	n	o
p	q	r	s	t
u	v	w	x	y
z				

- 1 Write the upper-case letters to match the lower-case letters in each box.
- 2 Write your name in upper-case letters.

.....

.....



Link the upper-case letters to help the wombat get back to its burrow.



A



H

m

n



i



J



q

r



F

p



C



B

d



f

e

E



g

x



K



L

w

h


M



n

k

Z



## Predicting

- 1 In a story what could happen next? Draw it.



- 2 In a story what could happen next? Draw it.



## Matching letters

Circle the letters that match.

1	c	c a b c k c d
2	t	f t j t r t l
3	n	n m n r h m n
4	b	b p d g b q b
5	u	u w u i u v m
6	p	p q b c d g p
7	d	d b q p d g d
8	m	m n u m v r n

# Numbers

Link the words to the pictures. Copy the words.

zero

one

two

three

four

five


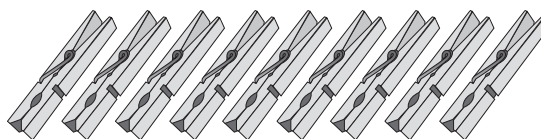


six

seven


eight

nine

ten



Link the words with the numerals. Draw strings from the balloons to the children.



## Colours

Link the pictures to the words for colours.



blue sea



© Jamroen Jaiman | Dreamstime Stock Photos

green leaf



red rose



white cloud

red

black

blue

white

brown

yellow

green



black crow



brown bear




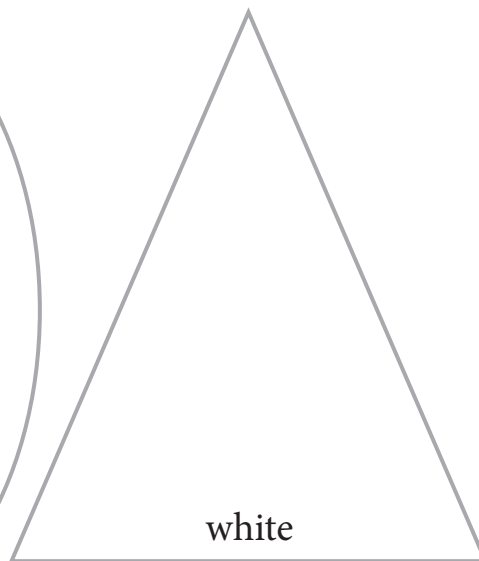


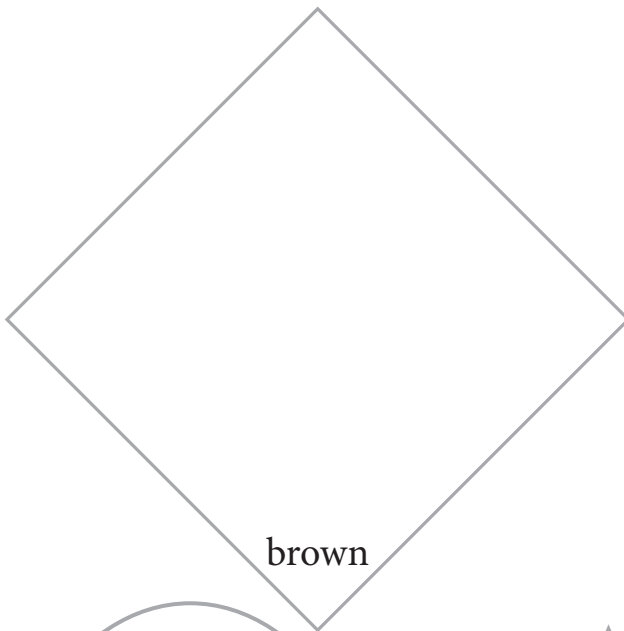
yellow sunflower

© Goldution | Dreamstime Stock Photos



yellow banana

Draw a picture for each colour. Add a label to each picture.



# Answers

## Unit 1A page 8

Answers will vary;  
parent/teacher to check

## Unit 1B page 9

Answers will vary;  
parent/teacher to check

## Unit 2A page 10

3. b, a, d, n

## Unit 2B page 11

parent/teacher to check

## Unit 3A page 12

parent/teacher to check

## Unit 3B page 13

1. Colour a, g, d, e, f,  
e, m, n.
2. Link a, g, d, e, f, e, m, n.

## Unit 4A page 14

parent/teacher to check

## Unit 4B page 15

Link A, H, J, F, B, C, E, K,  
L, M, Z.

## Unit 5A page 16

1. Parent/teacher to check,  
e.g. the child in the  
photo might lose the  
balloons or the child












might get carried into  
the sky.

2. Parent/teacher to check,  
e.g. the child might  
catch a fish or fall into  
the water.

## Unit 5B page 17

1.	c	(c) a b (c) k (c) d
2.	t	f (t) j (t) r (t) l
3.	n	(n) m (n) r h m (n)
4.	b	(b) p d g (b) q (b)
5.	u	(u) w (u) i (u) v m
6.	p	(p) q b c d g (p)
7.	d	(d) b q p (d) g (d)
8.	m	(m) n u (m) v r n

## Unit 6A page 18

zero	
one	
two	
three	
four	
five	
six	
seven	
eight	
nine	
ten	

## Unit 6B page 19

parent/teacher to check  
(Note: Balloons 5, 7 and 8  
will have no match. Children  
two and four will have two  
balloons each.)

## Unit 7A page 20

yellow: yellow banana,  
yellow sunflower  
green: green leaf  
brown: brown bear  
black: black crow  
red: red rose  
white: white cloud  
blue: blue sea

## Unit 7B page 21

Parent/teacher to check.